

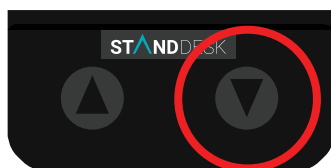
It's time to reset and calibrate your desk. First, make sure there are no obstructions underneath your desk.

Next, press and hold the down button for 15 seconds until the desk lowers completely.

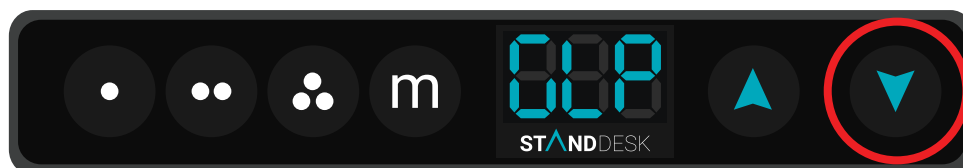
Once the desk reaches its lowest point, it will raise automatically by an inch and is successfully calibrated.

*We have two kinds of handsets, but the same instructions apply.*


STANDARD HANDSET





MEMORY HANDSET



As you press and hold  for 15 seconds, the LED display will show the following sequence:

 (go to lowest point)

 (resetting)

 (success)

Hold until display reads  (success).